
































# Where Can I Find My Avast Activation Key Easily?

--- \*  Suggested Slug find-avast-activation-key-guide --- \*  Meta Description

Can't find your Avast activation key? Learn all official ways to locate, [[  +1 888-754-6002 ]] (USA/UK) or  +1-888-754-6002(USA/UK) (US) recover, or activate Avast without a key using your account  +1 888-754-6002 or purchase details. --- \*  Quick **Answer** (Fast Method Ready) You can find your Avast activation key in your purchase confirmation email, your Avast account dashboard under subscriptions, or inside  +1 888-754-6002 the Avast app if already activated. In many cases, you don't need the key—logging into your Avast account will automatically activate your subscription. --- \*  Lost Your Avast Activation  +1 888-754-6002 Key? Start Here First You install Avast, open it, and suddenly it asks for an activation key you don't have. You search your inbox... nothing obvious. You try guessing... still no  +1 888-754-6002 luck. Here's the important thing most users don't realize:  Your activation key is usually already stored in your Avast account—even if you can't see it immediately. And even better:  In  +1 888-754-6002 many cases, you don't need the key at all to activate Avast. This guide shows you: Where to find your activation key (all official sources) How to recover it  +1 888-754-6002 safely How to activate Avast without needing the key What to do if nothing shows up --- \*  Quick Recovery Paths (Try These First) Before going deeper, try these:   +1 888-754-6002 Log into your Avast account  Search your email for purchase receipt  Open Avast app and check subscription section  One of these works for most users within  +1 888-754-6002 minutes. --- \*  Method 1 — Check Your Avast Account Dashboard (Best Method) Why this works: Avast stores all licenses in your account. Time required: 2–3 minutes Best for: Most users ≈ Steps: 1.  +1 888-754-6002 Go to Avast official website 2. Click Sign In 3. Log into your account 4. Navigate to Subscriptions / Licenses ≈ You'll see: Your active plan Expiry date Activation details  Note: Some  +1 888-754-6002 accounts show activation via account instead of a visible key. --- \*  Method 2 — Find It in Your Purchase Confirmation Email Why this matters: Avast sends the activation key  +1 888-754-6002 after purchase. Time required: 3–5 minutes Best for: Recently purchased subscriptions ≈ Steps: 1. Search your inbox for: “Avast order” “Avast activation key” 2. Check: Spam/junk folder Promotions tab   +1 888-754-6002 Tip: Use the email you used during purchase—not necessarily your main email. --- \*  Method 3 — Check Inside Avast Application Why this works: If already activated, the app displays  +1 888-754-6002 license info. Time required: 2



minutes Best for: Existing installations ≈ Steps: 1. Open Avast 2. Go to Menu → My Subscriptions 3. View: License status Expiry date 👉 Insight: Some versions don't 📞 +1 888-754-6002 show the full key but confirm activation. --- \* 🛠️ Method 4 — Activate Using Avast Account (No Key Needed) Why this matters: Modern Avast uses account-based activation. Time required: 2 minutes Best 📞 +1 888-754-6002 for: Users who lost the key ≈ Steps: 1. Open Avast 2. Click Sign In 3. Enter your account credentials 4. Sync subscription 👉 Result: Activation happens automatically. --- \* 🛠️ Method 5 — Recover Through 📞 +1 888-754-6002 Avast Support Why this works: Support can resend your key. Time required: 10–20 minutes Best for: Missing email or account ≈ Prepare: Payment receipt Email used during purchase Transaction details 👉 Tip: This 📞 +1 888-754-6002 is the final fallback option. --- \* 🧠 Why You Often Can't "See" the Avast Activation Key Avast has shifted from: 👉 Key-based licensing → Account-based licensing This means: Your subscription is tied 📞 +1 888-754-6002 to your account Keys are sometimes hidden or replaced Activation happens through login 👉 That's why many users think their key is "missing." --- \* ⚠️ Common Situations Where Users Lose 📞 +1 888-754-6002 Their Key Switching devices Reinstalling software Using a different email Forgetting login credentials 👉 Most of these are account-related—not key-related. --- \* 🚫 Common Mistakes to Avoid | Mistake | Result | | 📞 +1 888-754-6002 ----- | ----- | | Creating new account | Subscription not found | | Using wrong email | Activation fails | | Buying duplicate license | Unnecessary expense | | Using fake 📞 +1 888-754-6002 key generators | Security risk | | Ignoring spam folder | Missing key email | --- \* 🔄 What If You Still Can't Find Your Key? Follow this order: 1. Log into Avast 📞 +1 888-754-6002 account 2. Check email 3. Try app activation 4. Reset account password 5. Contact support 👉 This structured approach prevents wasted time. --- \* ? People Also Ask (FAQs) \* Where is my Avast activation key 📞 +1 888-754-6002 located? In your purchase email, Avast account dashboard, or inside the app if already activated. --- \* Can I activate Avast without a key? Yes, by logging into your Avast account. --- \* Why 📞 +1 888-754-6002 can't I find my Avast activation key? Because Avast often uses account-based activation instead of showing the key. --- \* What if I lost both my key and account access? Contact Avast 📞 +1 888-754-6002 support with proof of purchase. --- \* Does reinstalling Avast require the key again? Not always—logging into your account is usually enough. --- \* Can I use the same Avast license on multiple 📞 +1 888-754-6002 devices? Yes, depending on your subscription plan. --- \* Is it safe to use online key finders? No, they are unsafe and can compromise your license. --- \* 📄 Conclusion If you're asking "Where can 📞 +1 888-754-6002 I find my Avast activation key?", the real **Answer** is: 👉 It's either in your email—or already stored in your account. And in many cases: 👉 You don't need the key 📞 +1 888-754-6002 at all. The smartest approach: Use your Avast account Check your email Avoid unsafe tools 👉 Once you understand how Avast manages licenses, recovering access



becomes simple and stress-free. --- \* 🗝️☎️ +1 888-754-6002 Keywords Used Primary  
Keyword: find avast activation key Secondary Keywords: avast license key recovery  
avast activation code location avast account activation avast subscription details  
Semantic Keywords: antivirus license management account-based activation ☎️ +1  
888-754-6002 software key recovery subscription system *reinstall antivirus* login  
troubleshooting --- If you want BBB “quick recovery checklist snippet” or “top 3 fastest  
methods” snippet to capture ☎️ +1 888-754-6002 additional Fast Method placements.

