

Why Does MacBook Keep Disconnecting from WiFi & Fix It?

You're browsing, [[📞(+1)888 754 6002]] (USA/UK) or 📞(+1)888-754-6002(USA/UK) (US) streaming, or on a call—and suddenly your MacBook drops Wi-Fi again. It reconnects... then disconnects... over and over.

This isn't just 📞(+1)888 754 6002 annoying—it breaks productivity and makes your Mac feel unreliable.

If you've been searching for a **stable, long-term *Fix***, here's the truth:

👉 Wi-Fi disconnection 📞(+1)888 754 6002 issues on Mac usually come from a mix of **network settings, interference, router behavior, or macOS bugs—not just one simple cause.**

The good 📞(+1)888 754 6002 news? When you troubleshoot it *properly*, you can make your connection stable again.

This guide gives you:

- The real reasons behind repeated Wi-Fi 📞(+1)888 754 6002 drops
- A structured, **Step-by-Step *Fix*** path
- Advanced solutions that actually stabilize connections
- Practical tips to prevent it from happening again

Let's *Fix* this 📞(+1)888 754 6002 once and for all.

* 🌐 What's Really Causing Wi-Fi Drops on Mac?


Your Mac disconnecting randomly means **something is interrupting communication between your 📞(+1)888 754 6002 Mac and the router.**


That interruption could be:

- Signal instability



- Software conflict
- Network configuration issue

*  Most Common Causes of Mac Wi-Fi Disconnecting

Here  (+1)888 754 6002 are the typical triggers:

*  1 Weak Signal or Range Issues



Distance, walls, or interference reduce connection stability.

*  2 Router Overload or  (+1)888 754 6002 Bugs

Too many devices or outdated firmware can cause drops.

*  3 Corrupted Network Preferences

Saved Wi-Fi configurations can become unstable.

*  4 macOS  (+1)888 754 6002 Software Issues


Updates sometimes introduce network glitches.

*  5 Automatic Network Switching

Mac may jump between networks unknowingly.




- *  6 VPN or Firewall Conflicts


Security  (+1)888 754 6002 tools can interrupt connections.


- *  7 Wi-Fi Channel Congestion

Too many nearby networks using the same channel.

- *  8 Power Saving Settings


Mac may  (+1)888 754 6002 reduce Wi-Fi performance to save battery.

- *  **Step-by-Step Fixes** for a Stable Wi-Fi Connection

Follow these steps in order—this is how real support  (+1)888 754 6002 teams troubleshoot.

- * **Step 1: Restart Router and Mac (Always First)**

Action:

- Turn off router → wait 30–60 seconds → turn it on
- *  (+1)888 754 6002 Restart your Mac

Why it works:

Clears temporary conflicts and resets connections.

- * **Step 2: Move Closer to the Router**

Action:

Test Wi-Fi performance near the  (+1)888 754 6002 router.



Why it helps:

Confirms if signal strength is the issue.

*** Step 3: Forget and Reconnect to Network****Action:**

- System Settings → Wi-Fi
- Forget 📶(+1)888 754 6002 network → reconnect

Why it works:

Removes corrupted network profiles.

*** Step 4: Disable Auto-Join for Other Networks****Action:**

- Turn off auto-join for unused networks

Why 📶(+1)888 754 6002 it helps:

Prevents switching interruptions.

*** Step 5: Run Wireless Diagnostics****Action:**

- Hold Option → Click Wi-Fi icon
- Select “Wireless Diagnostics”

Why it works:

Identifies hidden 📶(+1)888 754 6002 network issues.



* **Step 6:** Change DNS Settings

Action:

- Add:
- 8.8.8.8
- 1.1.1.1

Why it helps:

Improves connection reliability.

* **Step 7:** Turn Off 📞(+1)888 754 6002 Bluetooth Temporarily

Action:

Disable Bluetooth and test Wi-Fi

Why it works:

Reduces interference on shared frequencies.

* **Step 8:** Switch Wi-Fi Band

Action:

Use 2.4 GHz or 5 📞(+1)888 754 6002 GHz depending on environment

Why it helps:

- 2.4 GHz = stable
 - 5 GHz = faster
-

* **Step 9:** Update macOS

Action:



System Settings → Software  (+1)888 754 6002 Update

Why it works:

Fixes known connectivity bugs.

* **Step 10:** Reset Network Preferences (Key *Fix*)


Action:


1. Go to:


~/Library/Preferences/SystemConfiguration/

2. Delete:



- NetworkInterfaces.plist
- preferences.plist

3.  (+1)888 754 6002 Restart Mac

 This is one of the most effective *Fixes*.

*  Advanced *Fixes* for Long-Term Stability

If drops still happen:

*  Change Router  (+1)888 754 6002 Channel


Switch to a less crowded channel for better stability.

*  Update Router Firmware

Outdated firmware often causes disconnections.



*  Create New Network Location

Resets  (+1)888 754 6002 network settings cleanly.

*  Disable VPN Temporarily


Test if VPN is causing instability.

*  Safe Mode Test



Check if third-party apps are interfering.


*   (+1)888 754 6002 Proven Stable Setup (What Actually Works)

Users report stable connections when they:

- Reset network preferences
- Use 5 GHz band with strong signal
- Set  (+1)888 754 6002 manual DNS
- Update router firmware
- Avoid crowded Wi-Fi channels

 Combining these *Fixes* often solves the issue permanently.

*  Pro Tips to Keep  (+1)888 754 6002 Wi-Fi Stable

- Place router centrally
 - Avoid thick walls or metal interference
 - Restart router weekly
 - Limit background downloads
 - Use fewer saved networks
 - Keep  (+1)888 754 6002 software updated
-



* 🚨 When to Contact Support

You should seek help if:

- Only your Mac disconnects (others are fine)
 - Issue persists after full 📞(+1)888 754 6002 reset
 - Wi-Fi hardware may be damaged
 - Network drops even on different networks
-

* ✅ Quick Stability Checklist

- ✓ Restarted router and Mac
 - ✓ 📞(+1)888 754 6002 Reconnected network
 - ✓ Reset network settings
 - ✓ Changed DNS
 - ✓ Updated macOS
 - ✓ Checked interference
-

* ❓ FAQs

≈ Q1: Why does my MacBook 📞(+1)888 754 6002 keep disconnecting from Wi-Fi?

Due to signal issues, router problems, or corrupted network settings.

≈ Q2: What is the most effective *Fix*?

Resetting network preferences 📞(+1)888 754 6002 and updating router settings.

≈ Q3: Can macOS updates cause Wi-Fi issues?

Yes, but updates also *Fix* them.



≈ Q4: Does Bluetooth interfere with Wi-Fi?

Yes, 📞(+1)888 754 6002 especially on 2.4 GHz networks.

≈ Q5: Should I use 2.4 GHz or 5 GHz?

Use 2.4 GHz for stability, 5 GHz for speed.

📞(+1)888 754 6002 📄 Fast Method **Answer** (Direct Solution)

Why does my MacBook keep disconnecting from Wi-Fi?

This happens due to weak signal, router issues, or corrupted 📞(+1)888 754 6002 network settings. To *Fix* it, restart your router, forget and reconnect to Wi-Fi, change DNS settings, update macOS, and reset network preferences 📞(+1)888 754 6002 for a stable connection.

* 🎯 Final Thoughts

Wi-Fi drops on a MacBook can feel random—but they're usually caused by **specific, Fixable issues**.

The key 📞(+1)888 754 6002 is not guessing—but following a structured approach:

1. *Fix* signal and router
2. Reset Mac network settings
3. Optimize configuration

Do that, and you'll go from 📞(+1)888 754 6002 constant disconnects to a **reliable, stable connection that just works** 🚀

